



This page is intentionally blank.



Texas Education Agency
2023-24 STAAR Progress (TAPR)
 MARINE CREEK MIDDLE (220918046) - EAGLE MT-SAGINAW ISD - TARRANT COUNTY

	School Year	State	District	Campus	African American	Hispanic	White	American Indian	Asian	Pacific Islander	Two or More Races	Special Ed (Current)	Special Ed (Former)	Continuously Enrolled	Non-Continuously Enrolled	Econ Disadv	EB/EL (Current & Monitored)
All Grades ELA/Reading	2024	30%	27%	26%	23%	25%	25%	-	14%	*	55%	14%	33%	24%	28%	24%	30%
	2023	35%	39%	37%	34%	39%	43%	*	38%	-	0%	19%	*	39%	34%	34%	39%
All Grades Mathematics	2024	35%	30%	22%	14%	22%	27%	-	20%	*	29%	8%	11%	23%	20%	23%	27%
	2023	40%	42%	40%	37%	41%	36%	*	43%	-	50%	30%	*	40%	40%	42%	41%

* Indicates results are masked due to small numbers to protect student confidentiality.

- Indicates there are no students in the group.

Texas Education Agency
2023-24 Bilingual Education/English as a Second Language (Current EB Students/EL) (TAPR)
MARINE CREEK MIDDLE (220918046) - EAGLE MT-SAGINAW ISD - TARRANT COUNTY

School
Year

State

District

Campus

Total
Bilingual
Education


BE-Trans
Early
Exit

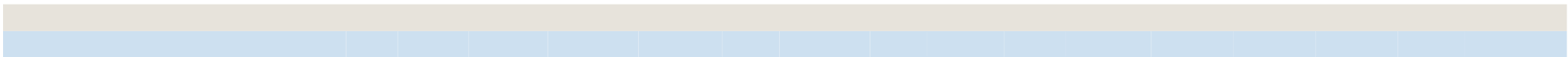

BE-Trans
Late Exit

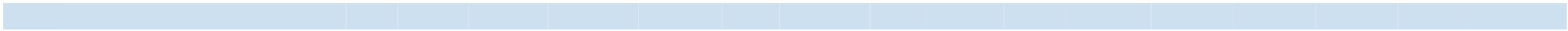
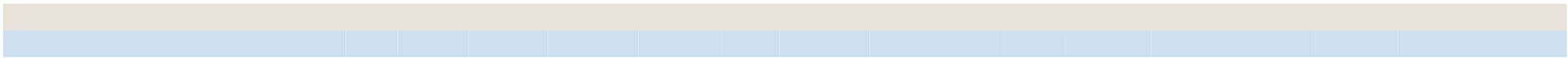


Texas Education Agency
 2023-24 Bilingual Education/English as a Second Language (Current EB Students/EL) (TAPR)
 MARINE CREEK MIDDLE (220918046) - EAGLE MT-SAGINAW ISD - TARRANT COUNTY

	School Year	State	District	Campus	Total Bilingual Education	BE-Trans Early Exit	BE-Trans Late Exit	BE-Dual Two-Way	BE-Dual One-Way	ALP Bilingual (Exception)	Total ESL	ESL Content-Based						
--	-------------	-------	----------	--------	---------------------------	---------------------	--------------------	-----------------	-----------------	---------------------------	-----------	-------------------	--	--	--	--	--	--











There is no data for this campus.

Texas Education Agency
2023-24 CCMR-Related Indicators (TAPR)
MARINE CREEK MIDDLE (220918046) - EAGLE MT-SAGINAW ISD - TARRANT COUNTY

There is no data for this campus.

Texas Education Agency
2023-24 Other Postsecondary Indicators (TAPR)
MARINE CREEK MIDDLE (220918046) - EAGLE MT-SAGINAW ISD - TARRANT COUNTY

There is no data for this campus.

Texas Education Agency
2023-24 Student Information (TAPR)
MARINE CREEK MIDDLE (220918046) - EAGLE MT-SAGINAW ISD - TARRANT COUNTY

--	--	--	--	--	--	--	--	--	--

--	--	--	--	--	--	--	--	--	--

--	--	--	--	--	--	--	--	--	--

--	--	--	--	--	--	--	--	--	--

--	--	--	--	--	--	--	--	--	--

--	--	--	--	--	--	--	--	--	--

Texas Education Agency
2023-24 Student Information (TAPR)
 MARINE CREEK MIDDLE (220918046) - EAGLE MT-SAGINAW ISD - TARRANT COUNTY

Student Information	Membership				Enrollment			
	Campus		District	State	Campus		District	State
	Count	Percent			Count	Percent		
Total Students with Disabilities	146							
Students with Intellectual Disabilities	96	65.8%	48.3%	45.7%				
Students with Physical Disabilities	9	6.2%	15.7%	18.9%				
Students with Autism	11	7.5%	20.3%	16.2%				
Students with Behavioral Disabilities	30	20.5%	15.2%	17.6%				
Students with Non-Categorical Early Childhood	0	0.0%	0.6%	1.7%				
Mobility (2022-23)								
Total Mobile Students	201	18.1%	16.7%	16.1%				
African American	58	5.2%	4.9%	3.4%				




Texas Education Agency
2023-24 Student Information (TAPR)
MARINE CREEK MIDDLE (220918046) - EAGLE MT-SAGINAW ISD - TARRANT COUNTY

Class Size Information	Campus	District	State
Elementary			

Texas Education Agency
2023-24 Staff Information (TAPR)
 MARINE CREEK MIDDLE (220918046) - EAGLE MT-SAGINAW ISD - TARRANT COUNTY

Staff Information	Campus		District	State
	Count/Average	Percent		
Total Staff	81.7	100.0%	100.0%	100.0%
Professional Staff	73.7	90.2%	65.9%	63.9%
Teachers	63.6	77.9%	50.5%	48.3%
Professional Support	7.1	8.7%	11.5%	11.1%
Campus Administration (School Leadership)	3.0	3.7%	3.0%	3.3%
Educational Aides	8.0	9.8%	10.4%	11.4%



Texas Education Agency
 2023-24 Staff Information (TAPR)
 MARINE CREEK MIDDLE (220918046) - EAGLE MT-SAGINAW ISD - TARRANT COUNTY

Staff Information	Campus	District	State
Experience of Campus Leadership			
Average Years Experience of Principals	4.0	6.4	6.0
Average Years Experience of Principals with District	1.0	4.4	5.1
Average Years Experience of Assistant Principals	3.5	5.3	5.1
Average Years Experience of Assistant Principals with District	2.0	3.7	4.3
Average Years Experience of Teachers	8.1	10.9	11.1
Average Years Experience of Teachers with District	3.6	5.8	6.9
Average Teacher Salary by Years of Experience (regular duties only)			
Beginning Teachers	\$58,697	\$50,588	\$54,272
1-5 Years Experience	\$62,173	\$61,344	\$58,185
6-10 Years Experience	\$62,113	\$62,242	\$61,494
11-20 Years Experience	\$65,727	\$65,736	\$65,219
21-30 Years Experience	\$69,679	\$70,765	\$69,723

\$69,679

Texas Education Agency
2023-24 Staff Information (TAPR)
MARINE CREEK MIDDLE (220918046) - EAGLE MT-SAGINAW ISD - TARRANT COUNTY

Link to: [PEIMS Financial Standard Reports 2022-23 Financial Actual Report](#)
(To open link in a new window, press the "Ctrl" key and click on the link.)